

## Anthilia Yellow

Shareclass B  
Total Return Financial Bonds Fund

Factsheet  
31 January 2025



AnthiliaYellow

### Fund info

Portfolio Manager	Anne-Sophie Choullou
AUM (Mln €)	61.58 €
Currency	Euro €
NAV frequency	Daily
UCITS Type	SICAV UCITS V
Domicile	Luxembourg
Custodian Bank	BNP Paribas
Auditor	Ernst&Young
Risk indicator	2/7

The fund changed name and investment policy on 2 July 2012 – it was Profilo Elite Flessibile

### Shareclass info

NAV	125.95
Inception date	2016-09-08
ISIN Code	LU1377525818
Bloomberg ticker	PLAYELB LX
Management fee (%)	0.7
Performance fee (%)	20
Minimum investment	250000
Contacts	marketing@anthilia.it
Website	www.anthilia.it
Swiss Representative	ACOLIN Fund Services AG
Swiss Paying Agent	PKB Privatbank AG
Publications	www.fundinfo.com

### Investment policy

The Fund aims to achieve a gradual and steady growth of invested capital with a time horizon of at least 3 years. Its main focus is based on the European corporate bonds sector with particular bias on financial Companies: Banks and Insurances. The Fund aims to exploit value selecting the best issuances from each Issuer keeping into account expected return and volatility deriving from risk profile. A number of factors are taken into account to assess prospective risks (Capital solidity, market positioning, product mix and ALM profile. Currency and duration risks can be hedged (totally or partially) according to market conditions. The Sub-fund combines senior and subordinated bond instruments in one flexible solution.

### Bond issuers

Issuer	Weight
INTESA SANPAOLO SPA	7.35%
DEUTSCHE BANK AG – FIL REGNO UNITO	6.08%
CITIGROUP GLOBAL MARKETS HOLDINGS ...	3.49%
BANCA MONTE DEI PASCHI DI SIENA S.P.A.	2.65%
COMMERZBANK AG	2.50%
REPUBBLICA ITALIANA	2.41%
GOLDMAN SACHS FINANCE CORP INTERN...	2.18%

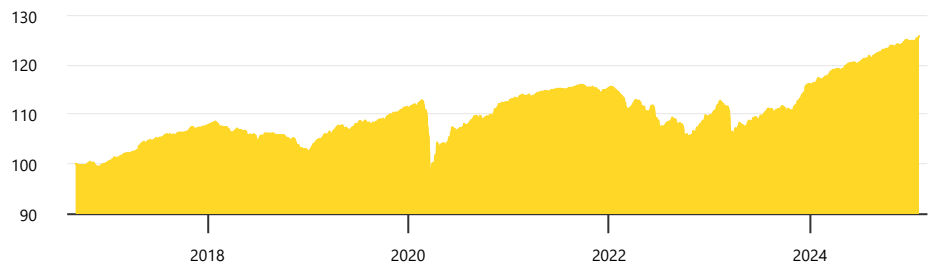
### Rating exposure

Rating	Weight
A+	1.14%
A	12.64%
BBB+	2.71%
BBB	13.67%
BBB-	16.25%
BB+	14.17%
BB	16.93%
BB-	9.70%
Duration	2.48

### Currency Exposure

Currency	Weight
EUR	94.19%
USD	2.97%
NLG	1.67%
GBP	1.06%
JPY	0.00%
CHF	-0.01%

### NAV since inception



### Monthly Returns – last 10 years

Year	Jan	Feb	Mar	Apr	May	Jun	Jul	Aug	Sep	Oct	Nov	Dec	Tot
2016	-	-	-	-	-	-	-	-	-0.27	0.68	-1.12	0.73	0.01
2017	1.13	0.57	0.45	1.38	0.95	0.46	0.55	0.08	0.45	0.84	0.21	0.40	7.72
2018	0.51	-0.90	-1.08	0.64	-1.41	-0.47	1.29	-0.15	-0.37	-0.99	-1.10	-0.87	-4.84
2019	1.97	1.14	0.32	1.40	-0.84	1.27	0.45	-0.30	0.59	0.88	0.67	0.60	8.44
2020	0.37	-0.32	-10.62	4.59	1.34	1.12	1.13	1.52	-0.30	0.22	2.43	0.48	1.19
2021	0.41	0.74	-0.03	0.68	0.14	0.41	-0.16	0.38	0.31	-0.32	-1.22	1.17	2.54
2022	-0.92	-1.70	0.04	-0.69	-0.46	-2.57	0.00	0.50	-2.86	0.13	1.82	1.76	-4.94
2023	1.96	-0.30	-4.64	1.44	0.63	0.57	1.71	-0.18	0.29	-0.26	2.15	2.53	5.85
2024	1.02	0.26	1.09	0.26	0.92	0.15	0.85	0.64	0.69	0.47	0.36	0.44	7.39
2025	0.92	-	-	-	-	-	-	-	-	-	-	-	0.92

Past performance does not predict future performance

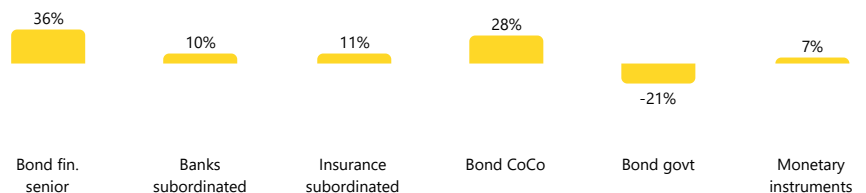
### Performance analysis

YTD performance	0.92%	Annualized volatility	3.59%
Return since inception	25.80%	Maximum drawdown	-14.72%
Sharpe Ratio	0.60	Time to recovery (months)	9.60
Alpha*	1.68%	Market correlation*	0.47
Beta*	0.47	ESG rating**	77/100

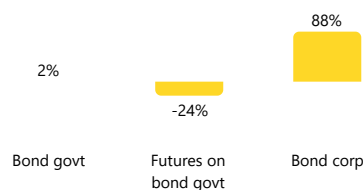
\* comparison stats are referred to index iBoxx Euro Financial Subordinated Total Return Index

\*\* The ESG score embraces environmental, social and governance factors through a value from 0 (min) to 100 (max).

### Portfolio analysis



### Bond allocation



### Top holdings

Name	Weight
Cash at sight DE – BP2S LUXEMBOURG	5.88%
DEUTSCHE BK LOND 15-15/04/2025 FRN FLAT	4.84%
INTESA SANPAOLO 22-21/11/2033 FRN	2.69%
CITIGROUP GLOBAL 16-30/09/2026 FRN	2.58%
ITALY BTPS 1.6% 22-28/06/2030	2.41%
INTESA SANPAOLO 6.625% 23-31/05/2033	2.08%
BANK OF CYPRUS 24-02/05/2029 FRN	1.91%
ANTHILIA BIT III A1	1.78%
COMMERZBANK AG 22-28/02/2033 FRN	1.78%
AEON NV 96-31/12/2049 FRN	1.67%