

Anthilia Red

Shareclass B

Euro Flexible Equity Fund (long bias)

Factsheet

29 January 2026



Fund info

Portfolio Manager	Paolo Rizzo
AUM (Mln €)	38.25 €
Currency	Euro €
NAV frequency	Daily
UCITS Type	SICAV UCITS V
Domicile	Luxembourg
Custodian Bank	BNP Paribas
Auditor	Ernst&Young
Risk indicator	3/7
SFDR	Art. 6

Shareclass info

NAV	195.14
Inception date	2008-08-18
ISIN Code	LU0374939022
Bloomberg ticker	PLAREDB LX
Management fee (%)	1.05
Performance fee (%)	20
Minimum investment	250000
Contacts	marketing@anthilia.it
Website	www.anthilia.it
Swiss Representative	ACOLIN Fund Services AG
Swiss Paying Agent	PKB Privatbank AG
Publications	www.fundinfo.com

Investment policy

Anthilia Red invests through a flexible equity investment strategy. The sub-fund invests mainly in Euro-area stocks. Selection of investment opportunities is based on macro and fundamental analysis techniques. The Manager combines a Macro multifactor model based on technical and fundamental indicators together with an accurate bottom up Equity analysis. The Team meet directly CEO and CFO of the holding companies and leverage broker information with direct access to Company Management. Investments in mid and small caps (lower than 1 billion EUR Mkt cap) cannot exceed 50% of fund's net asset value. The fund may invest in listed financial derivatives for: hedging risk, managing portfolio efficiently, investing purposes. Investment approach and strict risk management discipline guarantee maximum liquidity of portfolio holdings on a daily basis. The sub-fund cannot invest in corporate bonds, OTC and credit derivatives, options, covered warrants and asset backed securities (ABS). The Sub-Fund is actively managed without reference to a benchmark. The Investment Manager is free to decide on the composition of the portfolio in accordance with the investment objective and policy.

Equity sector exposure (top 5)

Sector	Weight
Banche e altre istituzioni creditizie	11.99%
Semiconduttori ed elettronica	10.82%
Cosmetica farmaceutica e prodotti medicinali	7.11%
Apparecchi elettronici e componenti	6.37%
Compagnie di assicurazioni	6.03%

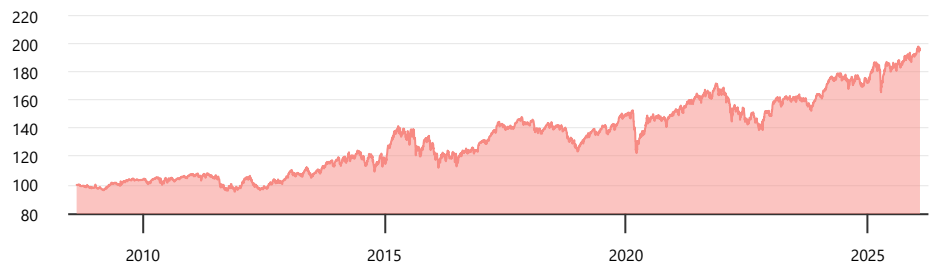
Equity country exposure (top 5)

Country	Weight
Germany	22.79%
France	22.25%
Netherlands	13.79%
Italy	12.45%
Spain	9.56%

Currency exposure

Currency	Weight
EUR	97.92%
DKK	0.81%
CHF	0.80%
GBP	0.43%
USD	0.41%

NAV since inception



NAV since inception – last 10 years

Year	Jan	Feb	Mar	Apr	May	Jun	Jul	Ago	Sep	Oct	Nov	Dec	Tot
2016	-6.75	-1.62	2.72	1.68	-0.16	-5.35	4.09	2.04	-0.74	2.31	-1.51	4.56	0.58
2017	0.53	0.77	4.97	2.73	0.40	-2.11	0.89	-0.58	3.94	1.44	-2.23	-1.09	9.80
2018	1.26	-3.03	-2.27	2.97	0.29	-1.47	1.93	-0.20	-0.69	-6.97	-0.05	-5.36	-13.18
2019	5.26	2.55	0.44	3.72	-2.53	2.71	0.72	-1.14	2.84	1.21	4.16	-0.83	20.50
2020	-0.48	-4.36	-7.84	5.60	4.11	0.77	0.55	1.65	-1.17	-3.30	5.68	1.73	2.05
2021	-0.87	0.88	3.42	1.39	1.15	0.98	0.10	1.14	-1.84	3.82	-2.08	2.08	10.45
2022	-4.83	-3.44	0.94	-2.98	2.32	-5.48	0.00	-0.05	-5.08	4.77	3.87	-0.78	-10.84
2023	6.12	0.88	0.17	0.67	-0.87	0.66	1.39	-1.35	-2.85	-2.51	4.66	2.49	9.46
2024	1.77	2.72	2.99	-0.67	1.07	-1.36	-0.49	1.45	0.66	-2.80	-1.37	1.19	5.09
2025	5.26	2.09	-2.00	-1.76	3.98	-1.24	1.51	-0.02	1.27	2.09	-0.96	1.40	11.95
2026	1.17	-	-	-	-	-	-	-	-	-	-	-	1.17

Past performance does not predict future performance

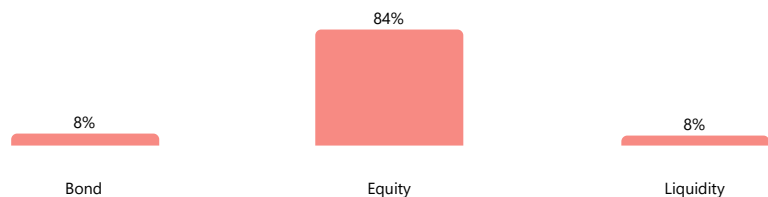
Performance analysis

YTD performance	1.17%	Annualized volatility	10.89%
Return since inception	95.14%	Maximum drawdown	-20.84%
Sharpe Ratio	0.35	Time to recovery (months)	14.70
Alpha*	1.05%	Market correlation*	0.81
Beta*	0.40	ESG score**	77/100

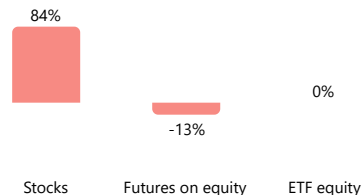
* comparison stats are referred to index EURO STOXX 50 Net Return EUR

** The ESG score embraces environmental, social and governance factors through a value from 0 (min) to 100 (max).

Portfolio analysis



Equity allocation



Top Holdings

Name	Weight
ASML HOLDING NV	8.80%
SAP SE	3.83%
SIEMENS AG-REG	3.63%
BANCO SANTANDER SA	3.17%
ALLIANZ SE-REG	3.09%
SCHNEIDER ELECTRIC SE	2.74%
BANCO BILBAO VIZCAYA ARGENTA	2.72%
TOTALENERGIES SE	2.71%
LVMH MOET HENNESSY LOUIS VUI	2.45%
IBERDROLA SA	2.28%