

# Planetarium Fund

## American Selection – Class A

Data as of: 30.04.2026

Class A: US\$ 554.41

AuM: US\$ 109.52 mln

### Fund Philosophy

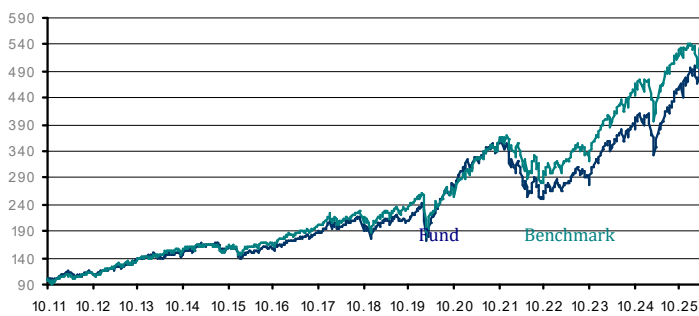
Planetarium American Selection aims to outperform the SP 500 Index over the medium term through investing in the US market. The Fund is actively managed and aims at outperforming the benchmark, "SP 500 Index", which is also used for performance comparison purpose. The Fund will also have the flexibility to invest in securities which are not included in the index in order to take advantage of specific investment opportunities. The portfolio holdings and their weighting may consequently deviate substantially from the benchmark.

Risk Indicator:



### Fund Performance

#### Performance Chart



#### Fund vs Benchmark

	Fund %	Benchmark %
Year-to-date	10.53	5.31
3 months	5.51	3.89
6 months	12.22	5.39
1 year	44.68	29.45
3 years	87.76	72.90
5 years	59.46	72.42

Benchmark: Standard and Poor's 500

#### Calendar Year

	Jan	Feb	Mar	Apr	May	Jun	Jul	Aug	Sep	Oct	Nov	Dec	Year	Bench
2026	4.76	0.05	(6.45)	15.43										
2025	3.07	(3.18)	(7.23)	(0.11)	7.14	5.51	2.47	2.89	4.36	3.66	(0.32)	1.86	21.04	16.39
2024	1.55	5.56	3.16	(4.13)	3.86	3.94	(0.25)	2.37	1.33	(0.43)	6.15	(3.32)	21.36	23.31
2023	5.57	(2.77)	1.25	1.19	1.28	6.20	3.42	(1.72)	(4.74)	(3.06)	9.51	5.40	22.57	24.23
2022	(9.31)	(2.49)	2.82	(8.87)	(3.00)	(9.39)	9.07	(2.88)	(8.43)	7.08	3.35	(3.69)	(24.76)	(19.44)
2021	(0.22)	2.59	0.51	5.85	(0.83)	3.72	1.52	2.11	(4.31)	5.47	(0.86)	0.58	16.88	26.89
2020	2.00	(9.16)	(10.65)	14.46	7.17	3.44	7.33	7.02	(2.34)	(2.61)	12.80	3.39	33.83	16.26
2019	9.36	3.63	0.63	4.34	(6.32)	6.18	2.15	(3.28)	(1.09)	1.63	4.93	1.64	25.35	28.88
2018	6.23	(2.32)	(4.09)	1.50	2.16	0.83	1.93	3.82	(0.01)	(8.89)	1.26	(9.34)	(7.89)	(6.24)
2017	2.80	3.72	0.01	1.58	0.45	0.99	2.37	(0.52)	2.01	2.19	2.05	3.45	21.06	19.42
2016	(8.93)	(0.41)	4.74	0.57	2.14	(1.93)	5.63	(0.32)	0.23	(2.03)	3.30	(0.11)	2.10	9.54

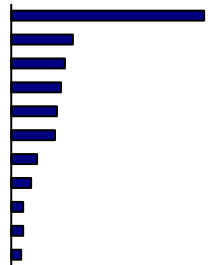
### Fund Overview\*

#### Top 10 Positions

SOURCE S&P 500 UCITS ETF	10.0
NVIDIA CORP	5.8
JPM LIQ-USD LIQUIDITY-C	5.4
AMUNDI FDS-CASH USD - IUC	4.7
UBS LUX MONEY MKT USD I-A3 A	4.6
APPLE INC	3.6
AMAZON.COM INC	3.2
MICROSOFT CORP	2.6
BROADCOM INC	2.2
BRISTOL-MYERS SQUIBB CO	2.0

#### Sector Allocation

Information Technology	36.7%
Financials	11.7%
Communication Services	10.2%
Consumer Discretionary	9.5%
Health care	8.6%
Industrials	8.3%
Consumer Staples	4.9%
Energy	3.7%
Utilities	2.3%
Materials	2.2%
Real Estate	1.9%

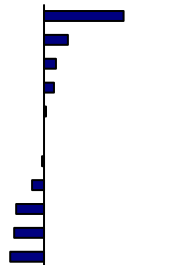


#### Style

Blend	61.5%
Growth	20.7%
Value	17.8%

#### Active Position

Information Technology	36.7%	1.1%
Energy	3.7%	0.3%
Materials	2.2%	0.2%
Health care	8.6%	0.1%
Real Estate	1.9%	0.0%
Consumer Staples	4.9%	0.0%
Utilities	2.3%	0.0%
Financials	11.7%	-0.2%
Communication Services	10.2%	-0.4%
Industrials	8.3%	-0.4%
Consumer Discretionary	9.5%	-0.5%



#### Market Capitalization

Large cap	77.5%
Small Cap	11.3%
Mid cap	11.1%

\*These data result from the consolidation of the positions held by the underlying funds.

## Manager

PKB Private Bank SA  
Diego Bossio

## Fees

Management fee: 1.50%  
Performance fee: 15% over the benchmark with high watermark

Refers to the Prospectus/KID for all costs

## Minimum Investment

No minimum amount

## Subscriptions/ Redemptions

Daily

Isin: LU0417729729

Bloomberg: PLQUASA LX

Telekurs:10007392

## Registered for sale

Luxembourg, Switzerland, Italy

## Legal Structure / Fund Domiciliation:

Planetarium Fund, UCITS V, Luxembourg

## Management Company, Principal Distributor:

Lemanik Asset Management SA, Luxembourg

## Custodian Bank, Transfer Agent, Central Administration, Paying Agent:

BNP Paribas, Luxembourg Branch

## Promoter:

PKB Private Bank SA

## Contacts:

PKB Private Bank SA  
Via S. Balestra 1  
CH - 6901 Lugano  
www.pkb.ch

Planetarium Fund  
106, Route d'Arlon  
L-8210 Mamer  
Grand Duchy of Luxembourg  
www.planetariumfund.com  
Email: info@planetariumfund.com

## Information specific to Swiss investors:

Representative:

ACOLIN Fund Services AG

Paying Agent:

PKB Private Bank SA

Publications:

www.fundinfo.com

## Information specific to Italian investors:

Paying Agents:

Société Générale Securities Services S.p.A.;

ALLFUNDS BANK S.A.;

Banca Sella Holding S.p.A.

Publications:

www.fundsquare.net

## Disclaimer:

This report has been prepared for information only and must not be distributed, published, reproduced or disclosed by recipients to any other person. All information provided here are subject to change without notice. All investors must obtain and carefully read the prospectus which contains additional information needed to evaluate the potential investment and provides important disclosures regarding risks, fees and expenses. Historical performance is not an indication of current or future performance. Performance shown does not take account of any fees and costs charged when subscribing or redeeming shares. Data and graphical information herein are for information only. No separate verification has been made as to the accuracy or completeness of these data which may have been derived from third party sources. As a result, no representation or warranty, express or implied, is or will be made by PKB as regards the information contained herein. This is a marketing communication. Please refer to the prospectus and to the KID before making any final investment decisions. The Fund is a compartment of the part I Luxembourg SICAV Planetarium UCITS compliant. The prospectus, the articles of association, the key information documents and the annual and semi-annual reports may be obtained free of charge from the PKB representative. The key information documents are available in Italian and in English. A summary of investors rights is included in the prospectus and is available in Italian and English in our website [www.planetariumfund.com](http://www.planetariumfund.com).